

Wheat Export Price [↗](#)
271.0 **▲+29.1%**
\$/mt in May 2021

Soybean Export Price [↗](#)
643.9 **▲+79.3%**
\$/mt in May 2021

Corn Export Price [↗](#)
305.3 **▲+112.2%**
\$/mt in May 2021

Wheat Production [↗](#)
794.4 **▲+2.7%**
mln mt, Jun 2021

Soybean Production [↗](#)
385.5 **▲+6.3%**
mln mt, May 2021

Corn Production [↗](#)
1,189.8 **▲+0.1%**
mln mt, Jun 2021

▲▼ Year-over-year growth rate | [↗](#) Link to a resource | [Source name](#) | [Data frequency \(annual, monthly\)](#) | Available time period


Food Security

Global Food Security [↗](#) | [USDA](#) | [A](#) | 2020-2030
[Food gap](#) per capita and [share of population food insecure](#) for 85 countries worldwide.

Food Losses and Waste [↗](#) | [FAO](#) | [A](#) | 2020
Global average water productivity of [crops](#) and [animal products](#).

Global Hunger Index [↗](#) | [IFPRI](#) | [A](#) | 1980-2020
Share of [undernourishment](#), [stunting](#), and [wasting](#) in the population across 162 countries.

Food Security Data [↗](#) | [FAO](#) | [A](#) | 2000-2019
Food insecurity indicators ([availability](#), [access](#), and [stability](#)) around the world.

 **Difference of Daily Diet Across Countries** [↗](#)
Insight at how the composition of daily diet varies across different countries with the change of per capita income.

Forecasts

Agricultural Projections [↗](#) | [USDA](#) | [A](#) | 2018-2030
[Area harvested](#), [stocks](#), [production](#), [yield](#) of crops for selected countries and regions.


Production & Supply [↗](#) | [USDA](#) | [A](#) | 1960-2022
[Stocks](#), [production](#), [consumption](#), [import](#), [export](#), [yield](#) of agricultural commodities.

Agricultural Outlook [↗](#) | [OECD](#) | [A](#) | 1990-2029
[Production](#), [area harvested](#), [yield](#), [feed](#) and [food](#) use of commodities by country.

Commodity Forecast Prices [↗](#) | [WB](#) | [A](#) | 2015-2035
Outlook of [real](#) and [nominal](#) world prices of agricultural products.

Agriculture Emissions [↗](#) | [FAO](#) | [A,Q](#) | 1961-2050
[GHG emissions](#) produced in the different agricultural sub-domains across the world.

Agricultural Outlook [↗](#) | [FAPRI](#) | [A](#) | 2002-2031
[Area harvested](#), [yield](#), [production](#), [domestic use](#) of agricultural commodities worldwide.

 **Agricultural Outlook 2015-2026** [↗](#)
The Outlook is a collaborative effort of the OECD and the FAO that provides an assessment of prospects of agricultural commodity markets.

Resources

Aqua Stat [↗](#) | [FAO](#) | [A](#) | 1958-2017 | Jun 2021
[Precipitation](#), [internal](#), [external](#), and [total water resources](#), water use and irrigation.

Fertilizers [↗](#) | [FAO](#) | [A](#) | 2002-2018 | May 2021
[Production](#), [agriculture use](#), [import](#) and [export](#) quantity of fertilizers for many countries.

Land [↗](#) | [FAO](#) | [A](#) | 1961-2018 | May 2021
Area of [land by types](#) and [carbon stock of forest](#) on global, regional, and national level.

Employment [↗](#) | [ILO](#) | [A](#) | 1991-2020 | May 2021
[Share](#) of agriculture in the total employment for 170+ countries.

Pesticides Consumption [↗](#) | [FAO](#) | [A](#) | 1990-2018
Use of [insecticides](#), [herbicides](#), [fungicides](#), [plant growth regulators](#) worldwide.

Fertilizer Use in U.S. [↗](#) | [USDA](#) | [A](#) | 1960-2018
Use of [nitrogen](#), [phosphate](#), and [potash](#) by crop and state in the United States.

Fertilizers Production [↗](#) | [IFA](#) | [A](#) | 2002-2019
[Production](#), [consumption](#), [export](#), and [import](#) of fertilizers for major countries.

Credit to Agriculture [↗](#) | [FAO](#) | [A](#) | 1991-2019
[Total credit](#) and [credit to agriculture, forestry and fishing](#) for selected countries.

Government Expenditure [↗](#) | [FAO](#) | [A](#) | 2001-2018
[Government expenditure on agriculture, forestry and fishing](#) by type for many countries.

Food Supply

Production Indices [↗](#) | [FAO](#) | [A](#) | 1961-2019
[Gross production index](#) of [cereals](#), [crops](#), and [livestock](#) for many countries.

Crops Production [↗](#) | [FAO](#) | [A](#) | 1961-2019
[Area harvested](#), [yield](#), and [production quantity](#) of different crops worldwide.

Food Balance Sheets [↗](#) | [FAO](#) | [A](#) | 1961-2018
Sources of [supply](#) and [export](#) of food items on global, regional, and national levels.


Livestock Production [↗](#) | [FAO](#) | [A](#) | 1961-2019
[Stocks](#), [production](#), [yield](#) of primary and processed livestock for many countries.

Value of Production [↗](#) | [FAO](#) | [A](#) | 1961-2019
[Gross](#) and [net production value](#) in monetary terms of different agricultural items.

Agricultural Productivity [↗](#) | [USDA](#) | [A](#) | 1961-2020
Agricultural [productivity](#) and [input](#) growth, [revenue by factors](#) by country.

Supply and Demand [↗](#) | [USDA](#) | [A,M](#) | 2011-2022
Supply ([production](#), [imports](#)), use ([feed](#), [exports](#)), and [stocks](#) of selected crops globally.

Grains & Oilseeds [↗](#) | [COCERAL](#) | [A](#) | 2020-2021
[Area](#), [yield](#), and [production](#) of grain crops and oilseed crops for European countries.

 **Cereals Production** [↗](#)
Share of cereals in daily diet through time; dynamics of coarse grains and cereals production in the world; food supply quantity per capita.

Prices

Free Market Prices [↗](#) | [UNCTAD](#) | [A,M](#) | 1995-2021
Free market commodity [price indices](#) for food and agricultural raw materials.

Price Statistics [↗](#) | [FAO](#) | [A,M](#) | 1991-2019
[Prices received by farmers](#) (producer prices) for over 200 commodities in 130 countries.

Food Price Index [↗](#) | [FAO](#) | [A,M](#) | 1990-2021
International prices of five commodity groups: [food](#), [meat](#), [dairy](#), [cereals](#), [oils](#), and [sugar](#).

Producer Price Indices [↗](#) | [FAO](#) | [A,M](#) | 1991-2019
[Producer price index](#) for over 200 commodities for more than 130 countries.

Retail & Wholesale Price [↗](#) | [HDX](#) | [M](#) | 1990-2021
[Retail](#) and [wholesale prices](#) for staple food commodities in 85 countries.

Commodity Prices [↗](#) | [IMF](#) | [A,Q,M](#) | 1990-2021
World prices of [bananas](#), [barley](#), [beef](#), [coffee](#), [tea](#), [wheat](#) and other agricultural products.

Commodity Price Data [↗](#) | [WB](#) | [A,M](#) | 1960-2021
Prices of [beverages](#), [oils and meals](#), [grains](#), [other food](#), [raw materials](#), and [fertilizers](#).

Commodity Futures [↗](#) | [IC](#) | [D](#) | 1979-2021
Prices of agricultural commodity futures including [US wheat](#), [London sugar](#), etc.

Trade

Crops and Livestock [↗](#) | [FAO](#) | [A](#) | 1961-2019
[Import](#) and [export](#) quantity and value of many agricultural products.

Detailed Trade Matrix [↗](#) | [FAO](#) | [A](#) | 1986-2019
[Import](#) and [export](#) quantity and value of agricultural items between pairs of countries.

Merchandise Trade [↗](#) | [COMTRADE](#) | [A](#) | 1988-2020
Exports and imports of [fertilizers](#), [live animals](#), and other agricultural commodities.

Pesticides Trade [↗](#) | [FAO](#) | [A](#) | 1961-2018
[Import](#) and [export](#) quantity and value of pesticides on global, regional, and national levels.

Trade by Product [↗](#) | [UNCTAD](#) | [A](#) | 1995-2019
[Exports](#) and [imports](#) of food and live animals, beverages, crude materials, etc. globally.

 **Exports and Imports of Agricultural Products** [↗](#)
Analysis includes major world exporters and importers of food and agricultural products; dynamics of food exports from 1995 to 2018 by countries.

Sources referenced and acronyms used:

[COCERAL](#), [COMTRADE](#) - United Nations ComTRADE, [FAO](#) - Food and Agriculture Organization, [FAPRI](#) - Food and Agricultural Policy Research Institute, [HDX](#) - Humanitarian Data Exchange, [IC](#) - Investing.com, [IFA](#) - International Fertilizer Industry Association, [IFPRI](#) - International Food Policy Research Institute, [ILO](#) - International Labor Organization, [IMF](#) - International Monetary Fund, [OECD](#) - Organization for Economic Co-operation and Development, [UNCTAD](#) - United Nations Conference on Trade and Development, [USDA](#) - U.S. Department of Agriculture, [WB](#) - World Bank.